

Small Steps, Big Impact

How we built the LEEDS 2023 data microsite

Giles Dring and Michelle Brook

Visualising the data

LEEDS 2023 Year of Culture Data Microsite

This microsite displays data about the LEEDS 2023 Year of Culture.

LEEDS 2023 worked across 33 wards of the city and engaged with a wide range of participants representative of Leeds. The programme was designed to be as representative and inclusive as possible.

The data and visualisations displayed on this site are drawn from a variety of systems run by LEEDS 2023. They are indicative figures only, published and visualised to support operational decision-making by the team as well as ensuring LEEDS 2023 are being transparent about their work. It provides headlines and highlights to date the ways in which LEEDS 2023 engaged with communities in Leeds. This does not represent the entirety of their programme, nor does it represent everyone who will have engaged once final numbers have been collated.

<p>▲ Pending validation</p> <p>Events produced by LEEDS 2023</p> <p>Data about the events produced by LEEDS 2023.</p> <p>1,069</p> <p>Total Signature programme events</p>	<p>▲ Pending validation</p> <p>Partnership Programme</p> <p>Visualisations of key metrics used to LEEDS 2023 Partnership Programme.</p> <p>66</p> <p>The number of Partner organisations.</p>	<p>▲ Pending validation</p> <p>Children and Young People</p> <p>Engagement with schools, children and young people.</p> <p>35,169</p> <p>Total number of young people engaged with through LEEDS 2023 activities.</p>	<p>▲ Pending validation</p> <p>Community Engagement</p> <p>Community engagement statistics</p> <p>289</p> <p>The number of community events held.</p>
<p>Volunteers</p> <p>Volunteering applications and shifts</p> <p>1,008</p>	<p>▲ Pending validation</p> <p>The Awakening</p> <p>Event attendance</p> <p>5,102</p>	<p>▲ Pending validation</p> <p>The Barn</p> <p>Metrics related to The Barn - a Signature Event held by LEEDS 2023.</p> <p>9,577</p>	<p>▲ Pending validation</p> <p>Making a Stand</p> <p>Metrics related to Making a Stand - a Signature Event held by LEEDS 2023.</p> <p>3,009</p>

Events produced by LEEDS 2023

Overview: [Click to filter](#) All updated (January 2nd, 2024)
[Click to filter](#) [Click to filter](#) [Click to filter](#) updated (December 31st, 2023)
 Date representation: [Refresh](#) 2023
 Page layout and was updated on January 2nd, 2024

Introduction

LEEDS 2023 produced a series of projects across the year led by their in-house team. These were the bold and imaginative events which were delivered in partnership with world-class creatives, Nottingham talent, local communities and arts organisations.

The data approach has been utilised from LEEDS 2023 systems, enabling a wider picture to be shared on the number of activities, engagements and locations. The data displayed is indicative, a full report will be available with final figures published later 2024.

Headlines

Number of events 1,069	Total attendances 151,370
Tickets sold 15,778	

Signature Events held

The Awakening 5,102	The Barn 9,577	Children's Day 3,457	Nest 2,057
Smeaton300 9,843	This is a FOREST 2,439	The Gifting 2,771	Northern Dreaming 2,611
My LEEDS 2023 51,547	Making A Stand 3,009		

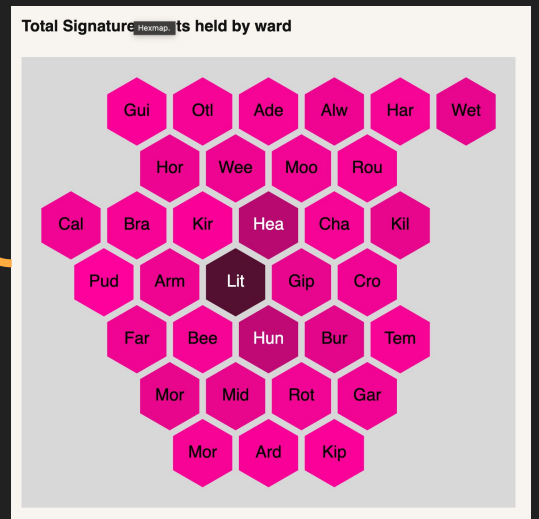
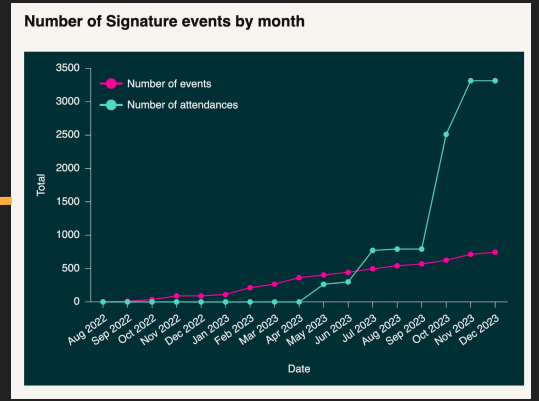
Number of signature events by month

Total Signature events held by ward

Ticket sales

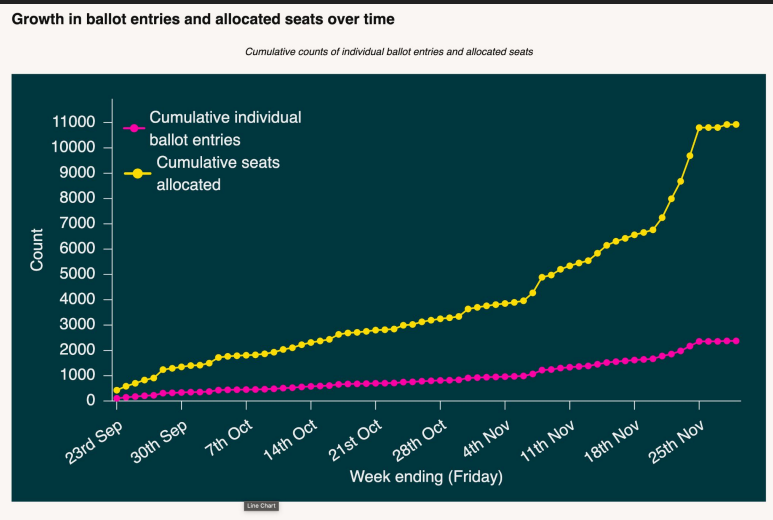
Total Signature event tickets sold by ward of residence

Cumulative tickets sold by event date



<https://data.leeds2023.co.uk/>

Supporting L23 communication & helping the team




Media coverage

Time saved as team could use this data when reporting to Council Meetings, rather than producing reports. Could also walk through live data rather than out of data information.

Headlines

Total Articles and Appearances 3,139	Total Editorial Articles 2,172
Total International Articles and Appearances 127	Total National Articles and Appearances 147
Total Regional Articles and Appearances 314	Total Local Articles and Appearances 457

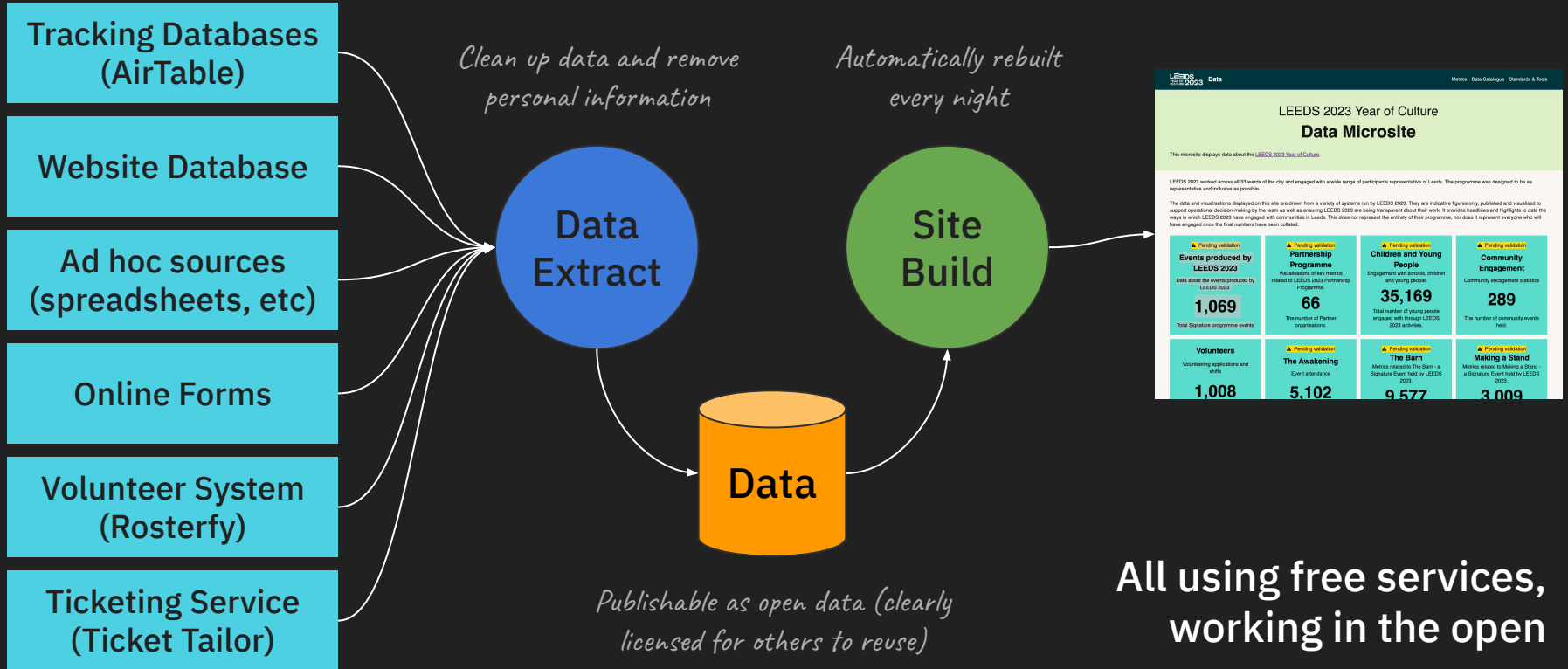


Awakening ticket ballot

Data being publicly visible & updated nightly allowed team to monitor progress towards KPIs and amend approach

Visualising data live helped improve formal evaluation. Errors were found earlier, and could be addressed in near real-time, rather than six months down the line.

Building the site



All using free services, working in the open

Start small and grow

You can do a lot with a little

Be ready to lead the discussion

Giles Dring giles@dringtech.com

Michelle Brook michelle@michellebrook.org